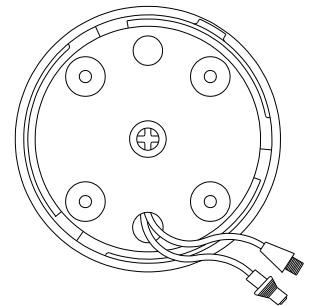
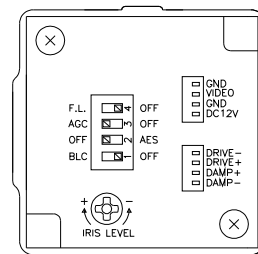
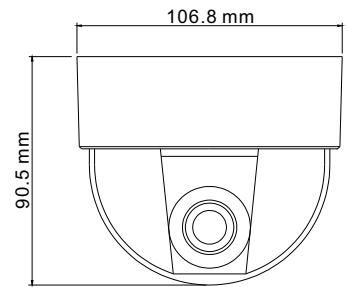


## CC-9006WL1 / CC-9006WHL1

HIGH RESOLUTION



### FEATURES

This compact dome-shaped design blends in naturally with the interior. Ideal for restaurant, boutiques, galleries, hotel and so on.

#### CC-9006WL1

- SONY 1/3" HAD CCD sensor
- 380 TV Lines of Horizontal Resolution
- Minimum illumination of 0.2 Lux
- AES, AGC, AI, AWB, BLC, FL
- Built-in Vari-Focal type DC-Drive auto iris lens
- Furnished with DC power cable and video cable.

#### CC-9006WHL1

- High Resolution SONY 1/3" HAD CCD sensor
- 470 TV Lines of Horizontal Resolution
- Minimum illumination of 0.4 Lux
- AES, AGC, AI, AWB, BLC, FL
- Built-in Vari-Focal type DC-Drive auto iris lens
- Furnished with DC power cable and video cable

### SPECIFICATION

Model Number	CC-9006WL1	CC-9006WHL1
Image Pick-up Device	SONY 1/3" HAD CCD sensor	SONY 1/3" HR HAD CCD sensor
Effective Picture Element	NTSC: 510(H)x492(V), PAL: 500(H)x582(V)	
Horizontal Resolution	380 TV lines	470 TV lines
Minimum Illumination	0.2 LUX @ F2.0	0.4 LUX @ F2.0
S/N Ratio	More than 48dB	
Auto Electronic Shutter	NTSC: 1/60s~1/100,000s, PAL: 1/50s~1/110,000s ON/OFF switchable	
Auto Iris Control	DC Drive Iris Control	
Flickerless Mode	NTSC: 1/100s, PAL: 1/120s ON/OFF switchable	
Gamma Characteristic	0.45	
Lens Furnished	Vari-Focal with DC Drive Iris Lens	
Focal Length & Aperture Ratio	3.5~8.0mm/F1.6~360	
Angle Field of View	Wide: 78.9x58.3mm, Tele: 35.4x26.5mm	
Auto Gain Control	High / Low switchable	
Auto White Balance	Yes (2500K~9500K)	
Back Light Compensation	ON/OFF switchable	
Synchronous System	Internal, Negative Sync.	
Video Output	1 Vp-p / 75 Ohms, BNC connector	
Power Supply	12V DC	

\*Specifications subject to change without notice